

## Positive Bags

Positive bags are given to clients who have a 'positive' pregnancy test. Each bag contains literature, a Gospel tract, diaper, pacifier, onesie, and other small items. The bags are a gift to our clients to help them understand the reality of a new and wonderful life growing within them.

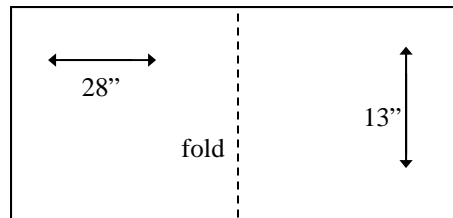
We give away up to a dozen bags per week in each center. We are always in need of more bags. Making positive bags is a great activity for a mission or ladies group. [As you sew, please pray for the mothers who will be receiving the bags.](#)



### Instructions


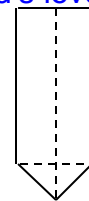
Sturdy fabric works best. One-half yard will make each bag. Feel free to add trim and pockets if you like.

Cut one piece of fabric 13" x 28".  
Cut two strips 3" x 21" for handles.  
(Sturdy ribbon can also be used for handles)  
[Pray for the mother to understand that God has a plan \(pattern\) for her life that is good, Jeremiah 29:11.](#)




Fold the large piece of fabric so it is 13" x 14", (in half long ways). Stitch the side seams (5/8").  
[Pray that each time a mom uses her bag, she'll be reminded of God's love for her and her unborn child.](#)

To form the bottom of the bag: At the bottom of the side seams, fold fabric back to make a triangle. Stitch 2" above end of seam, stitching horizontally to make the bottom of bag squared off.



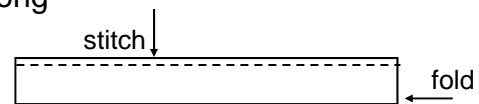
[Pray Ephesians 3:16-19 for our client's to know God's love.](#)  
At the open end, turn the top under 5/8" and again at one full inch. Press.



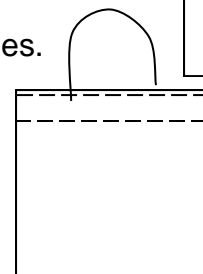
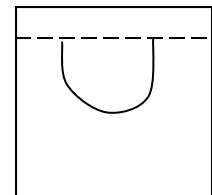
Fold handles in half lengthwise, fold and press under each long edge 1/2" then fold edges together and top stitch down the length of handle.

[Pray that our clients will be more concerned with pleasing God in their pregnancy decision than man.](#)

Attach handles to bag by placing outer edge of handle two inches from side seams at the hem. Tuck edge of handle under hem, pin handle in place and stitch edge of hem catching the handle as you stitch.



Flip handles up and top stitch 1/4" from top of bag, catching in handles.



OBHC 

 Hope Pregnancy Center